

Investor presentation

April 2026



Disclaimer

IMPORTANT: You must read the following before continuing. The following applies to this document, the oral presentation of the information in this document by Statnett SF (the “**Company**” or “**Issuer**”) or any person on behalf of the Company, and any question-and-answer session that follows the oral presentation (collectively, the “**Information**”). In accessing the Information, you agree to be bound by the following terms and conditions.

This presentation and all materials, documents and information used herein or distributed to investors in the context of this presentation do not constitute or form part of and should not be construed as, an offer (public or private) to sell or issue securities or the solicitation or invitation of an offer (public or private) or a recommendation to buy or acquire securities of any company in any jurisdiction or an inducement to enter into any investment activity in any jurisdiction, and this presentation does not purport to contain all of the information that may be required to evaluate any investment. This presentation is not a prospectus for the purposes of Regulation (EU) 2017/1129, as amended (together with any applicable implementing measures in any European Economic Area (“**EEA**”) Member State, the “**Prospectus Regulation**”) and/or Part VI of the Financial Services and Markets Act 2000, as amended (the “**FSMA**”).

Investors and prospective investors in the securities of the Issuer are required to make their own independent investigation and appraisal of the financial condition of the Issuer and the nature of securities described herein (the “**Securities**”). Any decision to purchase the Securities in the context of the proposed offering (the “**Offering**”), if any, should be made solely on the basis of information contained in the base prospectus published in relation to such Offering, as supplemented by the applicable final terms (the “**Base Prospectus**”) and subject to compliance with the offer and distributions restrictions therein. No reliance may be placed for any purpose whatsoever on the Information contained in this presentation, or any other material discussed verbally, or on its completeness, accuracy or fairness. This presentation does not constitute a recommendation regarding the Securities of the Issuer.

PRIPs Regulation / Prohibition of sales to EEA retail investors – The Securities are not intended to be offered, sold or otherwise made available to and should not be offered, sold or otherwise made available to any retail investor in the EEA. For these purposes, a retail investor means a person who is one (or more) of: (i) a retail client as defined in point (11) of Article 4(1) of MiFID II; or (ii) a customer within the meaning of Directive (EU) 2016/97 (as amended or superseded, the “**Insurance Distribution Directive**”), where that customer would not qualify as a professional client as defined in point (10) of Article 4(1) of MiFID II. Consequently no key information document required by Regulation (EU) No 1286/2014 (as amended, the “**PRIPs Regulation**”) for offering or selling the Securities or otherwise making them available to retail investors in the EEA has been prepared and therefore offering or selling the Securities or otherwise making them available to any retail investor in the EEA may be unlawful under the PRIPs Regulation.

UK PRIPs Regulation / Prohibition of sales to United Kingdom retail investors – The Securities are not intended to be offered, sold or otherwise made available to and should not be offered, sold or otherwise made available to any retail investor in the United Kingdom. For these purposes, a retail investor means a person who is one (or more) of: (i) a retail client, as defined in point (8) of Article 2 of Regulation (EU) No 2017/565 as it forms part of domestic law by virtue of the UK European Union (Withdrawal) Act 2018 (as amended and supplemented from time to time by the European Union (Withdrawal Agreement) Act 2020) (the “**EUWA**”); or (ii) a customer within the meaning of the provisions of the FSMA and any rules or regulations made under the FSMA to implement Directive (EU) 2016/97, where that customer would not qualify as a professional client, as defined in point (8) of Article 2(1) of Regulation (EU) No 600/2014 as it forms part of domestic law by virtue of the EUWA. Consequently no key information document required by Regulation (EU) No 1286/2014 as it forms part of domestic law by virtue of the EUWA (the “**UK PRIPs Regulation**”) for offering or selling the Securities or otherwise making them available to retail investors in the United Kingdom has been prepared and therefore offering or selling the Securities or otherwise making them available to any retail investor in the United Kingdom may be unlawful under the UK PRIPs Regulation.

MiFID II product governance / the target market is professional clients and eligible counterparties – Solely for the purposes of the manufacturers' product approval process, the target market assessment in respect of the Securities has led to the conclusion that (i) the target market for the Securities is eligible counterparties and professional clients, as defined in MiFID II, and (ii) all channels for distribution of the Securities are appropriate. Any person subsequently offering, selling or recommending the Securities (a “**distributor**”) should take into consideration the manufacturers' target market assessment; however, a Securities distributor subject to MiFID II is responsible for undertaking its own target market assessment in respect of the Securities (by either adopting or refining the manufacturers' target market assessment) and determining appropriate distribution channels, subject to the distributor's suitability and appropriateness obligations under MiFID II, as applicable.

This presentation is only being distributed to and is only directed at: (i) persons who are outside the United Kingdom; or (ii) to investment professionals falling within Article 19(5) of the Financial Services and Markets Act 2000 (Financial Promotion) Order 2005 (the “**Order**”); or (iii) persons falling within Article 49(2)(a) to (d) (“high net worth companies, unincorporated associations etc.”) of the Order; or (iv) persons to whom any invitation or inducement to engage in investment activity can be communicated in circumstances in which section 21(1) of the FSMA does not apply (all such persons in (i)-(iv) above being “**relevant persons**”). Any investment activity to which this communication may relate is only available to, and any invitation, offer, or agreement to engage in such investment activity will be engaged in only with, relevant persons. Any person who is not a relevant person should not act or rely on this presentation or any of its contents. The information in this presentation is given in confidence and the recipients of this presentation should not engage in any behaviour in relation to qualifying investments or related investments (as defined in the FSMA and the Code of Market Conduct made pursuant to FSMA) which would or might amount to market abuse for the purposes of FSMA.

Neither this presentation nor any copy of it may be taken or transmitted into, or distributed, directly or indirectly in, the United States of America, its territories or possessions, any State of the United States or the District of Columbia (where “possessions” include Puerto Rico, the U.S. Virgin Islands, Guam, American Samoa, Wake Island and the Northern Mariana Islands). This presentation is not a public offer of securities for sale in the United States. The Securities proposed in the offering have not been and will not be registered under the U.S. Securities Act of 1933, as amended (the “**Securities Act**”). The Securities may not be offered, sold or delivered within the United States or to, or for the account or benefit of, U.S. persons absent registration or an exemption from registration under the Securities Act. The Issuer does not intend to register any portion of the proposed Offering under the applicable securities laws of the United States or conduct a public offering of any Securities in the United States. Any failure to comply with these restrictions may constitute a violation of U.S. securities laws.

Neither this presentation nor any part or copy of it is directed to, or intended for distribution to or use by, any person or entity that is a citizen or resident or located in any locality, state, country or other jurisdiction where such distribution, publication, availability or use would be contrary to law or regulation or which would require any registration or licensing within such jurisdiction. Any person into whose possession any document containing this presentation or any part of it comes should inform themselves about, and observe, any such restrictions.

The Information contains forward-looking statements. All statements other than statements of historical fact included in the Information are forward-looking statements. Forward-looking statements give the Company's current expectations and projections relating to its financial condition, results of operations, plans, objectives, future performance and business. These statements may include, without limitation, any statements preceded by, followed by or including words such as “target,” “believe,” “expect,” “aim,” “intend,” “may,” “anticipate,” “estimate,” “plan,” “project,” “will,” “can have,” “likely,” “should,” “would,” “could” and other words and terms of similar meaning or the negative thereof. Such forward-looking statements involve known and unknown risks, uncertainties and other important factors beyond the Company's control that could cause the Company's actual results, performance or achievements to be materially different from the expected results, performance or achievements expressed or implied by such forward-looking statements. Such forward-looking statements are based on numerous assumptions regarding the Company's present and future business strategies and the environment in which it will operate in the future.

No representation, warranty or undertaking, express or implied, is made as to, and no reliance should be placed on, the fairness, accuracy, completeness or correctness of the Information or the opinions contained therein. The Information has not been independently verified and will not be updated. The Information, including but not limited to forward-looking statements, applies only as of the date of this document and is not intended to give any assurances as to future results. The Company, its shareholders and affiliates and each of their respective partners, members, directors, officers, employees and agents expressly disclaim any and all liability for the contents of, and any omissions from, this presentation and any obligation or undertaking to disseminate any updates or revisions to the Information, including any financial data or forward-looking statements, and will not publicly release any revisions it may make to the Information that may result from any change in the Company's expectations, any change in events, conditions or circumstances on which these forward-looking statements are based, or other events or circumstances arising after the date of this document. Market data used in the Information not attributed to a specific source are estimates of the Company and have not been independently verified.

This presentation is an advertisement. The Base Prospectus and any supplements to the Base Prospectus will be available, in electronic format, on the website of the Issuer <https://www.statnett.no/>

Content

➤ **Critical infrastructure – State (Aaa) owned monopoly and stable regulatory framework**

Investments to support the green transition


Sustainability – Systematic and targeted

Financials





Prudent financial risk management




Key credit highlights

	<p>Critical infrastructure</p> <p>Monopoly TSO in Norway, one of the world's most stable and prosperous countries (Aaa)</p>	<p>State enterprise</p> <p>By law, only the government can be the owner</p>	<p>On a mission from a Supportive owner</p> <p>Power system enabling the green transition</p>
<p>Fully regulated</p> <p>Pure play transmission Excellent cashflow visibility</p>	<p>Regulatory framework</p> <p>Stable and predictable</p> <p>Aaa scored - better than most peers</p>	<p>A2/A+ stable</p> <p>The Board committed to a robust A rating</p>	<p>Taxonomy aligned 99.8 – 100%</p> <p>Dark Green shading from S&P (2024)</p>

Sole Transmission System Operator (TSO) in Norway

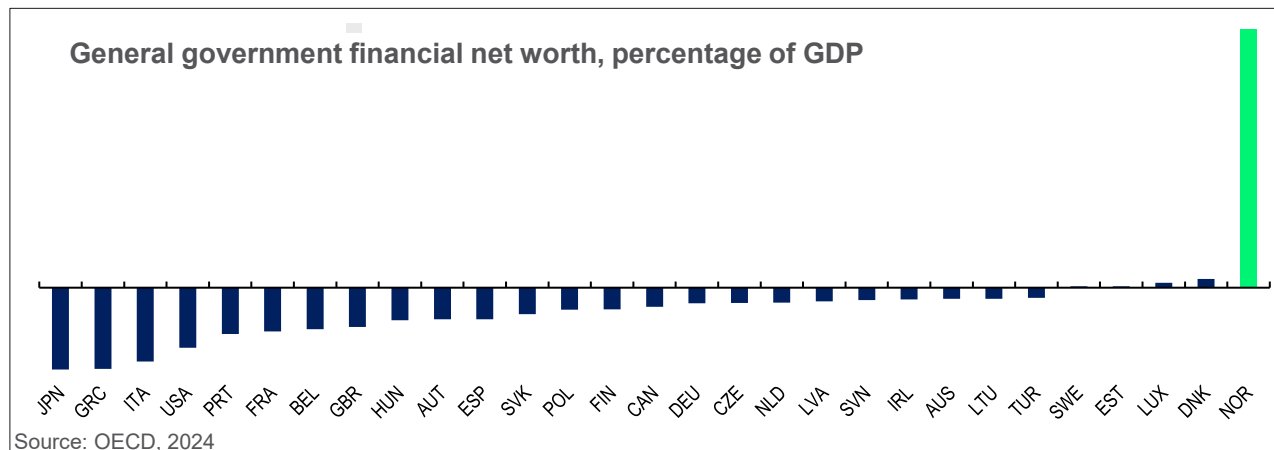
 <p>~14 000 km high voltage lines</p>	 <p>~2 500 km subsea and underground cables</p>	 <p>230 substations</p>	 <p>2 372 employees</p>
2025 Financials – NOK bn			
<p>Balance sheet 108.7 (105.5)</p>	<p>Revenue 20.2 (19.0)</p>	<p>Underlying revenue¹ 22.8 (18.3)</p>	<p>Underlying EBITDA¹ 9.4 (7.5)</p>

¹⁾ Underlying figures (adjusted for change in temporary accruals/deferrals vs regulated revenue)



Norway - one of the world's most stable and prosperous countries

- Rated **Aaa / AAA / AAA** by Moody's, S&P and Fitch
- Extraordinarily **strong net asset position**
- Evenly distributed wealth and educated population underpins **economic resilience and political stability**
- Norway ranked #2 out of 142 countries on **adherence to rule of law** (World Justice Project)



S&P Global

S&P Global Ratings, 8 September 2025

“...Norway's substantial financial reserves provide a strong buffer against potential economic disruptions, allowing the country to navigate short-term challenges without significantly compromising its credit metrics. Further supporting this resilience are Norway's robust fiscal and external net asset positions, its high national wealth, and a well-established institutional framework.”

MOODY'S Aaa (Stable)

Moody's Credit Opinion, 10 June 2025

“Our credit view of Norway reflects its high and relatively evenly distributed wealth, well educated labour force, very strong government and external balance sheets as well as the consensus-driven political framework”

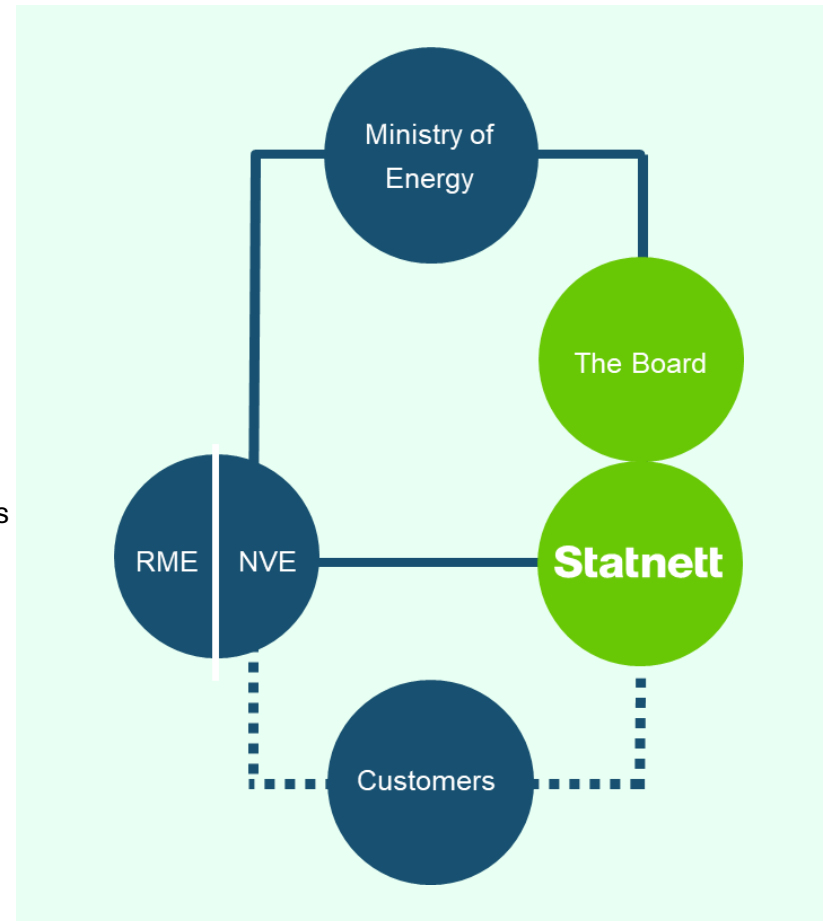
FitchRatings AAA (Stable)

Fitch Ratings, 23 June 2025

“Norway's 'AAA' rating reflects its standout sovereign and external balance sheets, exceptional institutional strengths and very high GDP per capita. The surge in energy prices in 2022-2023 further accelerated growth of the sovereign's fiscal and external buffers.”

Sound independent company governance

- **Regulated** by Norwegian Water Resources and Energy Directorate (NVE) and The Norwegian Energy Regulatory Authority (RME), with the latter responsible for the economic regulation



- **100% owned** by the Ministry of Energy
- The Ministry appoints the Board of Directors and **the Board acts independently**
- **Governed by the State enterprise act** which is almost identical to the law for limited companies, with the key difference being that there can only be one owner – the State

Strong cash flow visibility provided by stable regulatory framework (Aaa)

Permitted revenue is cost based with updated parameters each year – providing excellent cash flow visibility

- Full cost recovery when efficient
- Efficiency benchmark is Statnett's own historic unit cost average adjusted by inflation. Efficiency adjustment therefore relatively limited and foreseeable over time.

Permitted revenue collected through tariffs and congestion revenue

- Differences to permitted revenues made up in subsequent years through tariff adjustments or cash contributions



Top scoring regulatory framework (Aaa)

MOODY'S RATINGS

"The credit quality of Statnett SF (A2 stable) is supported by the **stable, predictable and supportive regulatory framework** under which the company operates, which provides excellent cash flow visibility; and its long track record of efficiently delivering large capital investment programmes"

Moody's Ratings, May 2025

Stability and predictability of regulatory regime

Aaa	Norway, UK (onshore), Ireland (ROI & NI)
Aa	Czech Republic, Finland, France, Italy, Netherlands
A	Tennet, Gasunie, Belgium (Flanders), Estonia, Germany, Portugal, Lithuania

S&P Global Ratings

"Norway's **regulatory framework** for power transmission activities is **supportive**, thanks to the **stable and predictable framework and fair remuneration that is higher than peers.**"

S&P Research Update, October 2025

Business Risk: Excellent

Content

Critical infrastructure – State (Aaa) owned monopoly and stable regulatory framework

Investments to support the green transition

Sustainability – Systematic and targeted

Financials

Prudent financial risk management



Statnett's activities are key to Norway achieving its climate goals

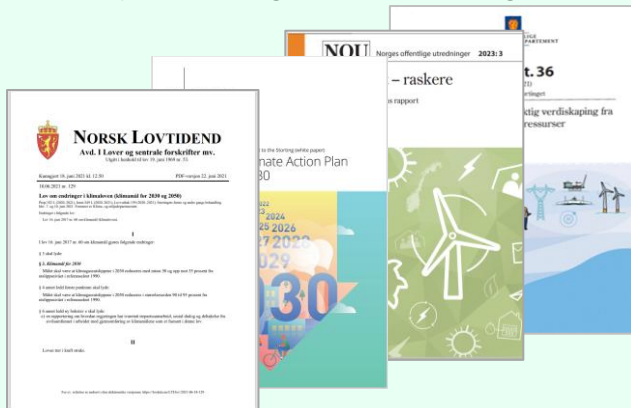
Norway's climate goals

Norway maintains a 1.5°C target and commitment to the Paris Agreement.

GHG emission reductions (vs. 1990 levels)

- At least 55% by 2030
- At least 70-75% by 2035
- At least 90-95% by 2050

Governed by the Norwegian Climate Change Act¹

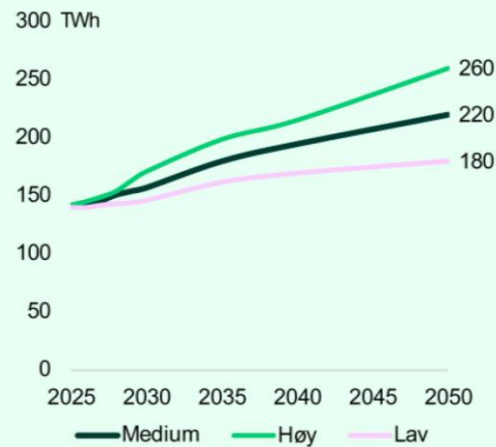


1) Implementation of change from previously 50-55% by 2030 to "at least 55% by 2030" was approved by Parliament in 2023.

Power demand accelerating

The green transition significantly increases demand for power and **transmission infrastructure**.

Scenarios for development of consumption of electricity in Norway:




Source: Statnett System Development Plan 2025

The green transition is happening

Statnett already sees a **steep increase in requests for connection** to the grid due to electrification and new green industry.

Requests for connection of new demand to the Norwegian power system:



Source: Statnett. Updated April 2026

We will work **Sustainably, Safely** and **Cost-efficiently**

Statnett's key strategic areas



Increase utilisation of existing grid and power system



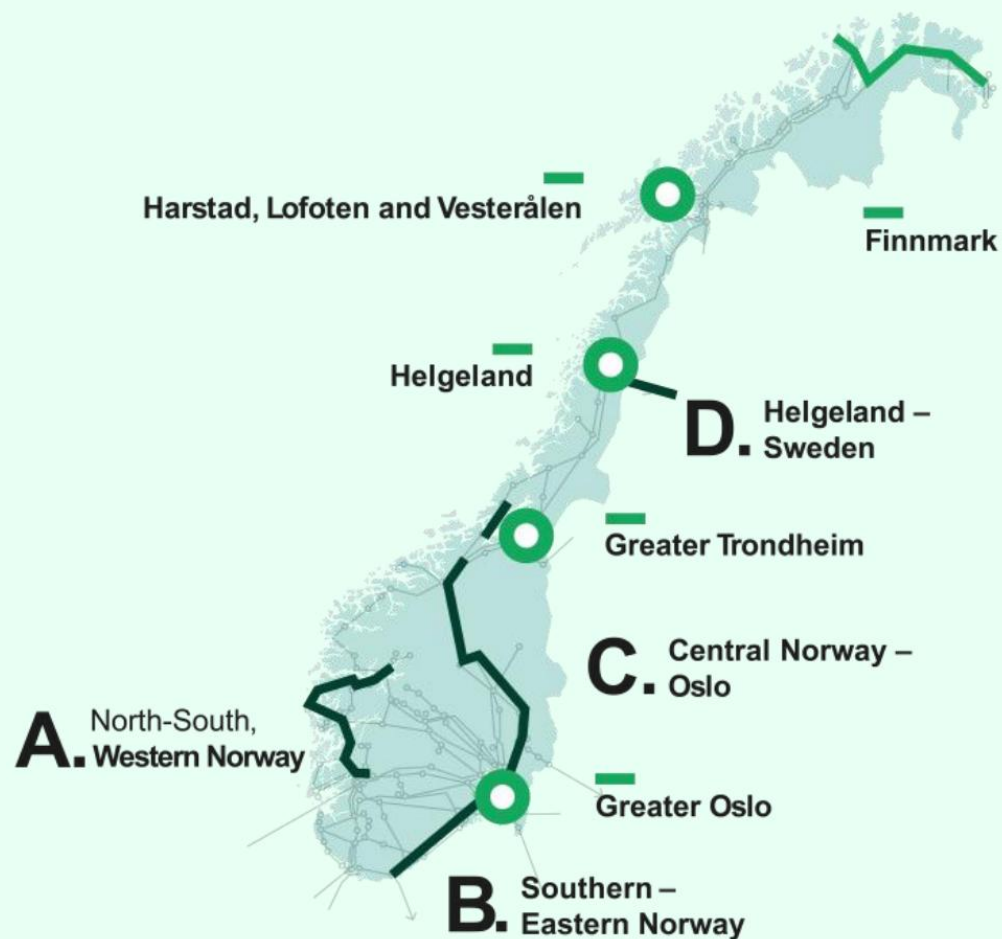
Construct the grid and power system faster and more efficiently



Enhance resilience and preparedness in operations and development

Extensive grid development – prioritised areas and corridors

Investments next decade vs. last decade expected to more than double



Prioritised transmission corridors

- A. North–South, Western Norway, NO5–NO2
- B. Southern–Eastern Norway, NO2–NO1
- C. Central Norway–Oslo, NO3–NO1
- D. Helgeland–Sweden, NO4–SE2

Prioritised areas

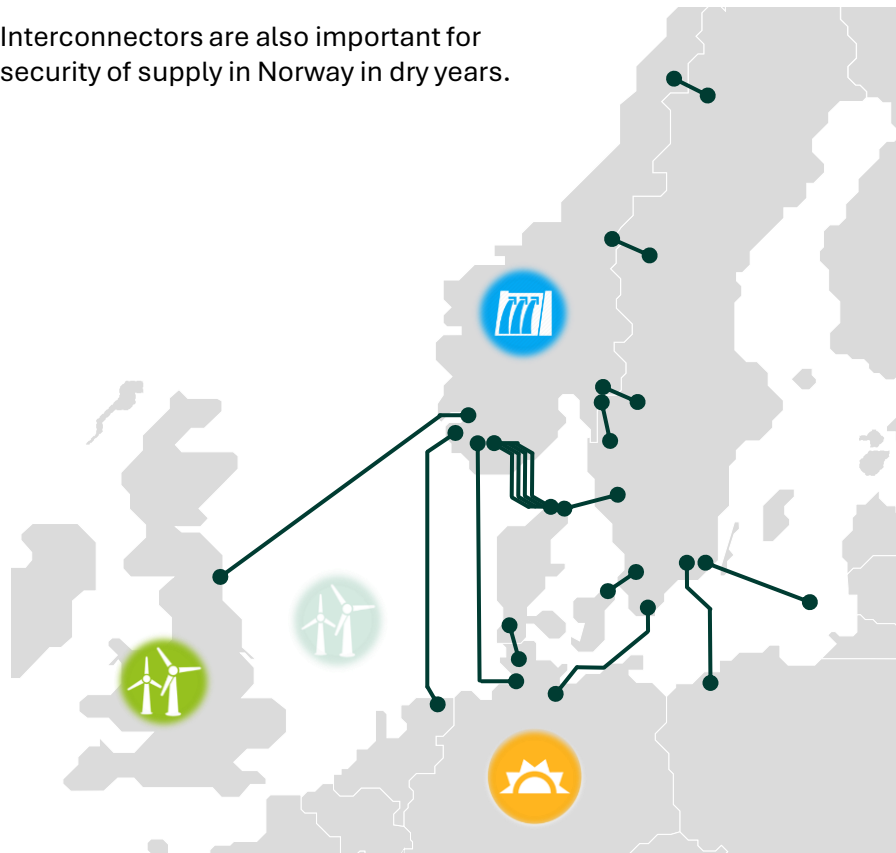
- Greater Oslo
- Greater Trondheim
- Helgeland
- Harstad, Lofoten and Vesterålen
- Finnmark

Prioritise transport channels, known consumption growth and increased security of supply in major cities and Finnmark

The flexible Norwegian power system supports a greener Europe

Reservoir flexibility and interconnectors support European renewable generation mix

Interconnectors are also important for security of supply in Norway in dry years.



Content

Critical infrastructure – State (Aaa) owned monopoly and stable regulatory framework

Investments to support the green transition

➤ **Sustainability – Systematic and targeted**

Financials

Prudent financial risk management




Our sustainability commitments

We follow international standards and frameworks



- We report in accordance with the requirements of the **Corporate Sustainability Reporting Directive (CSRD)**. Independent limited assurance by Deloitte
- We are **taxonomy aligned**
- We adhere to inter alia the **Norwegian Transparency Act** and the **Equality and Anti-Discrimination Act**
- Certified according to international standard **ISO 55001 for asset management**
- We are **committed to standards and frameworks**, including:
 - The Norwegian Government's Ownership Policy
 - OECD Guidelines for Multinational Enterprises on Responsible Business Conduct
 - UN Guiding Principles on Business and Human Rights
 - ILO Declaration on Fundamental Principles and Rights at Work
 - UN Global Compact's ten principles for responsible business
 - Science Based Targets initiative (in process)




Taskforce on Nature-related
Financial Disclosures



Renewables
Grid Initiative



Network Norway



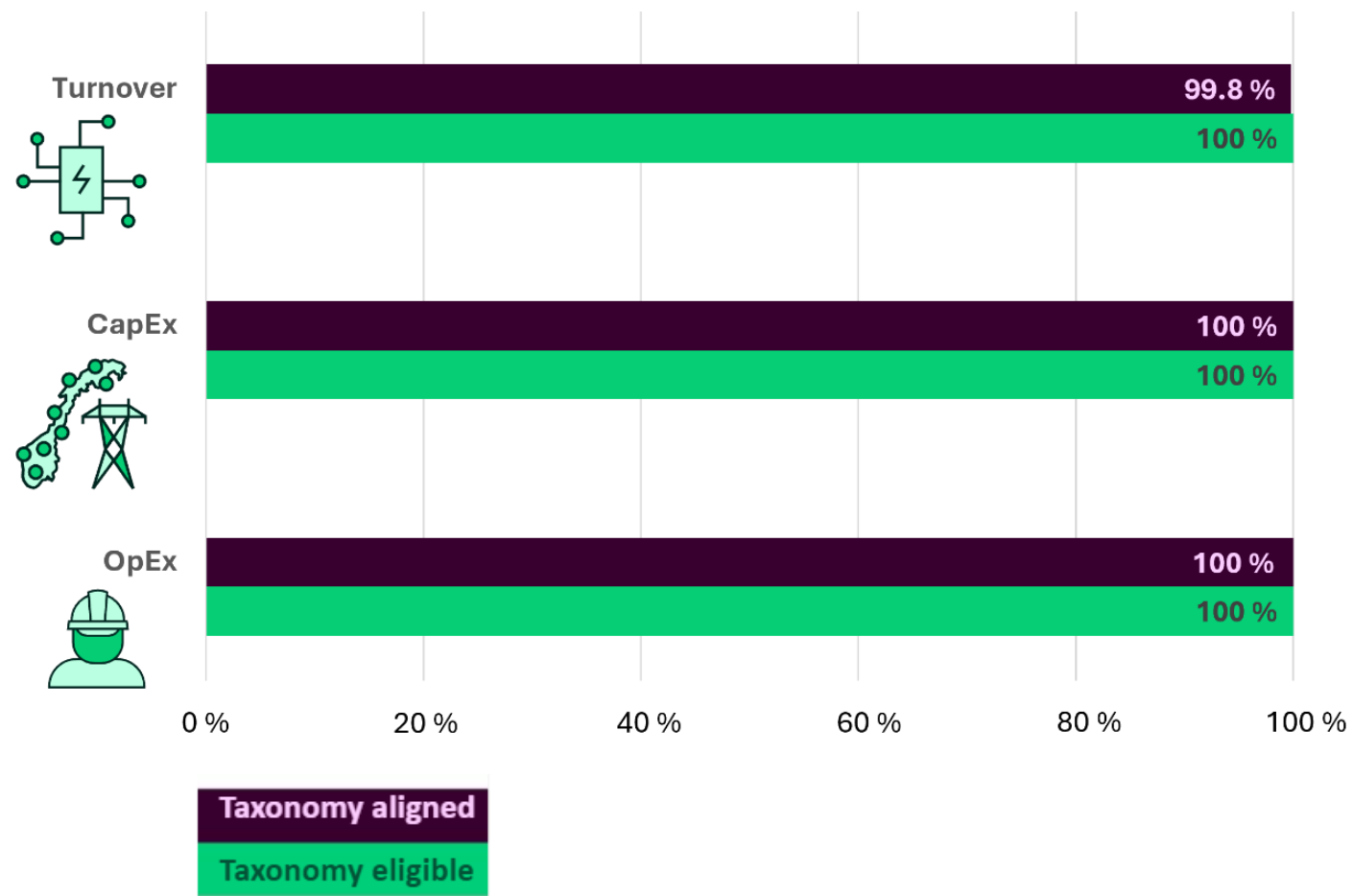
DRIVING AMBITIOUS CORPORATE CLIMATE ACTION



TASK FORCE ON
CLIMATE-RELATED
FINANCIAL
DISCLOSURES

Statnett is eligible and aligned with the EU taxonomy

From 2024, Statnett reports in accordance with the Corporate Sustainability Reporting Directive (CSRD)



Statnett's role in the transition to a low emission society

New holistic transition plan



Transition plan 2026

Transition plan

- The future will place **greater demands** on both the power system and Statnett. We manage the power system and the transmission grid on behalf of society, while society's **natural areas, climate and local communities** are affected by our activities. It is important that we **balance** these considerations in a responsible way for future generations
- As a result, we have developed a **holistic transition plan**. In line with the State's expectations, we will reduce our emission in accordance with the Paris Agreement, in a way that safeguards both people and nature
- The transition plan **operationalises Statnett's corporate strategy** on sustainability and will guide our sustainability work in the years ahead. The plan contains **concrete targets and actions** for how we will achieve this
- The transition plan is **anchored at the top level**, approved by Group Management and presented to the Board of Directors, with **clear ownership** in the executive team

A sustainable transmission grid for a new era

Strategic priorities and targets

	Strategic priorities	Targets	
E	Climate We reduce emissions in line with the 1.5°C target	42 % emission reduction Scope 1 and 2 by 2030	90 % emission reduction Scope 1 and 2 by 2050
		25 % emission reduction Scope 3 by 2030	90 % emission reduction Scope 3 by 2050
		30,3 % emission reduction FLAG by 2030	72 % emission reduction FLAG by 2050
	Nature We strive for nature-positive grid development	> 90 % sorting rate for waste from all our projects	
		100 % major projects must document the use of the mitigation hierarchy by the end of 2026	
S	People We create value for people and society	30 % proportion of women in the organisation by 2026	8 increase engagement score to 8 by 2026
		1.9 Serious Incident Frequency (SIF) by 2029	
		100 % of active contractors with high sustainability related risk will conduct due diligence assessments by the end of 2028	
		100 % of choice-of-concept studies must document involvement of representatives from affected communities by the end of 2027	
G	Governance We develop frameworks for sustainable business practice	Obtain Sustainalytics Low-risk rating Maintain MSCI AAA risk-rating	

Initiatives to reach our strategic priorities and targets

Key sustainability actions in 2026

Climate

- Net zero transition plan including:
 - Science Based Targets (incl. FLAG)
 - Prioritized climate actions
 - Cost calculations
- FLAG emissions reporting
- Physical climate risk assessment

Nature

- Embed nature in holistic transition plan
- Document use of mitigation hierarchy in Statnett projects
- Co-develop method for project-based environmental accounting
- Identify primary deforestation-linked commodities in our supply chain

People

- Embed people in holistic transition plan
- Strengthen our approach to DEI
- Further develop HSE internal controls and workplace risk management
- Strengthen our sustainability due diligence processes for supply chain
- Strengthen efforts on early stakeholder engagement

Governance

- Close CSRD-gaps
- Improve internal controls for sustainability disclosures
- Develop digital and automated system for sustainability data
- Continuous improvement in ESG ratings

Content

Critical infrastructure – State (Aaa) owned monopoly and stable regulatory framework

Investments to support the green transition

Sustainability – Systematic and targeted

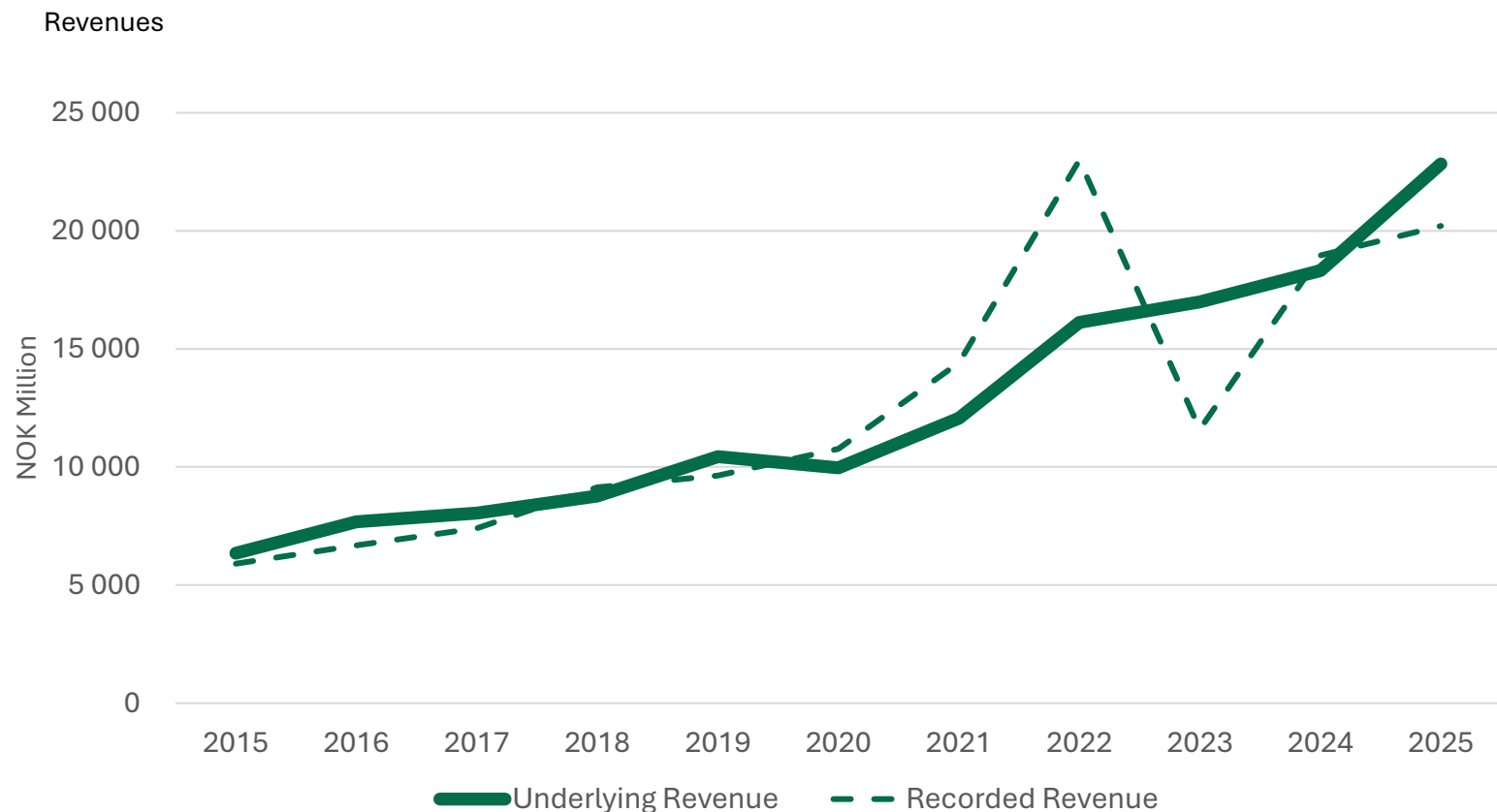
Financials

Prudent financial risk management



Steady revenue growth

Revenues will level out over time – on aggregate Statnett will collect the underlying revenue



Statnett collects its regulated revenue through tariffs and congestion revenue.

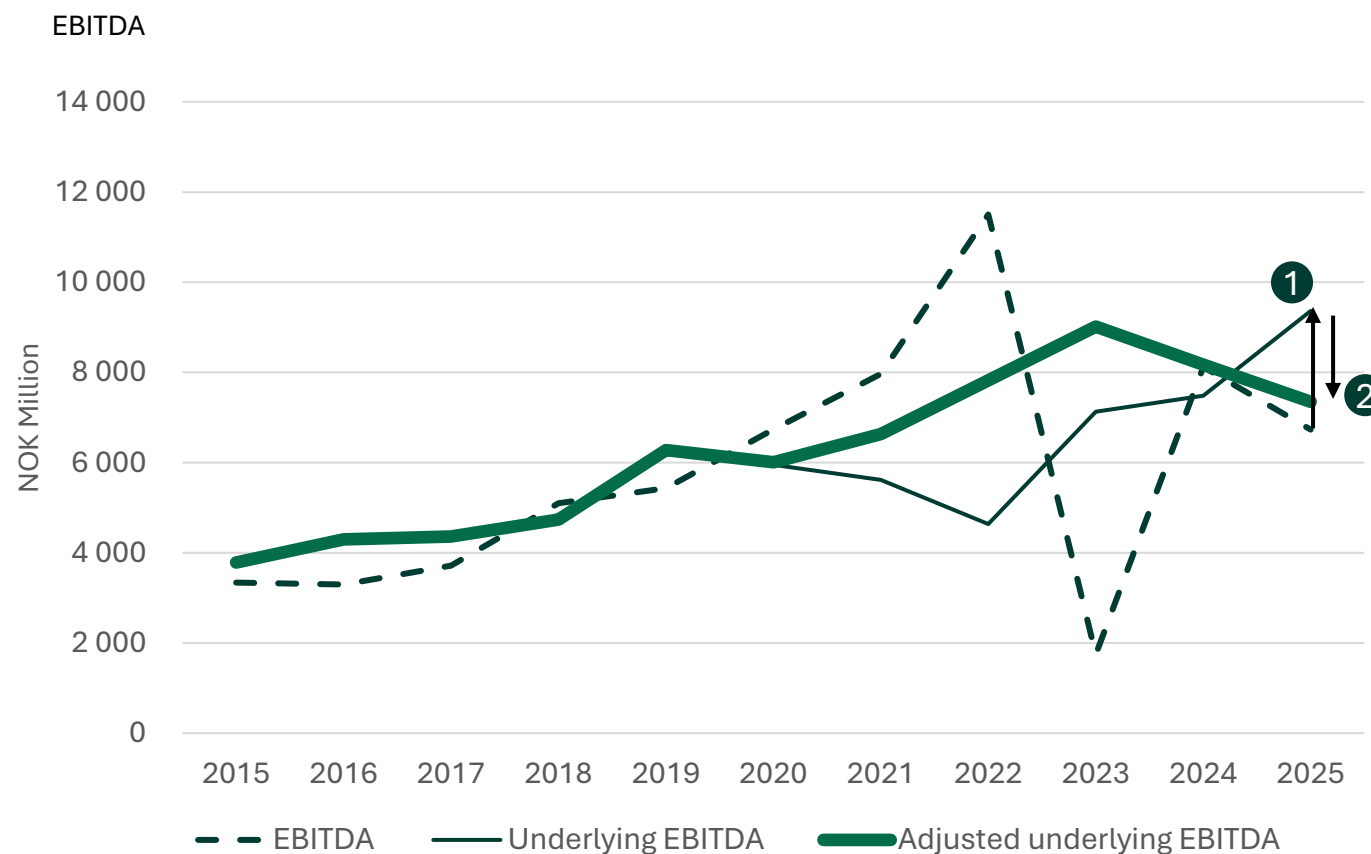
The latter can fluctuate significantly, resulting in revenues over and below the permitted revenue set by the regulator, RME.

Such temporary fluctuations will be made up in the following years by adjusting tariffs up or down.

In 2025, the underlying revenue also include a NOK 4.9 bn. compensation from the regulator to cover permanent losses related to the increased costs for ancillary services during the period 2021–2024. The majority of the cost increase was deemed not controllable by Statnett and instead linked to major changes in the Nordic power system.

EBITDA growth with temporary fluctuations

- ① Higher/lower revenue than allowed regulated revenues balanced out over time by adjusting tariffs etc.
- ② Two years timelag – and one-off compensation - on ancillary services costs in the revenue cap.



- ① **Adjustment:** Underlying EBITDA is higher than Reported EBITDA in 2025 due to lower recorded revenues than permitted revenues. Over time, this will level out.
- ② **Time lag adjustment ancillary services:** System operations costs are fully compensated in the permitted revenue, but with a two-year timelag. The thick line indicates what the underlying EBITDA would have been without this timelag and without the extraordinary compensation from the regulator related to the permanent effects of such timelag.

Recent financial performance

Strong underlying result in 2025

- Statnett generated an operating revenue of NOK 20.2 billion in 2025, compared with NOK 19.0 billion in 2024. The higher operating revenue is attributable to increased congestion revenues
- The improvement in Statnett's underlying profit is attributable to the financial compensation from the Norwegian Energy Regulatory Authority (RME) to cover permanent losses relating to increased costs for ancillary services in the period 2021–2024
 - The amount of compensation awarded to Statnett for high costs for ancillary services totaled NOK 5.2 billion. Its effect on the underlying profit for 2025 came to NOK 4.9 billion
 - This is partly offset by a further increase in ancillary services costs in 2025. However, these costs have since come down, and the standard regulation allows for the higher ancillary costs in 2025 to be compensated in 2027

High investment activity

- Total investments reached NOK 10.6 billion in 2025, up from NOK 7.6 billion in 2024, reflecting a significant increase in grid development activity

In million NOK

	2023	2024	2025
Unadjusted figures			
Revenue	11,600	18,961	20,205
EBITDA	1,744	8,124	6,734
EBIT	-1,547	4,621	3,068
Profit after tax	-2,617	1,720	792
Adjustments			
Accumulated higher revenue	3,891	4,535	1,906
Adjustment for changes in acc. higher/lower revenue	5,387	-644	2,629
Underlying figures			
Revenue	16,987	18,317	22,834
EBITDA	7,131	7,480	9,363
EBIT	3,840	3,977	5,697
Profit after tax	1,585	1,218	2,843
Investments	6,078	7,619	10,582
Ancillary services costs	3,390	4,482	6,297

Content

Critical infrastructure – State (Aaa) owned monopoly and stable regulatory framework

Investments to support the green transition

Sustainability – Systematic and targeted

Financials

 **Prudent financial risk management**



Prudent financial policy and low financial risk

Prudent liquidity management

- Sufficient liquidity to fund operations, investments and redemptions over a minimum 12 months period. NOK 8bn committed sustainability-linked RCF

Low counterparty risk

- Minimum rating requirement of A- for our counterparties
- Credit Support Annex (CSA)

Low interest rate risk

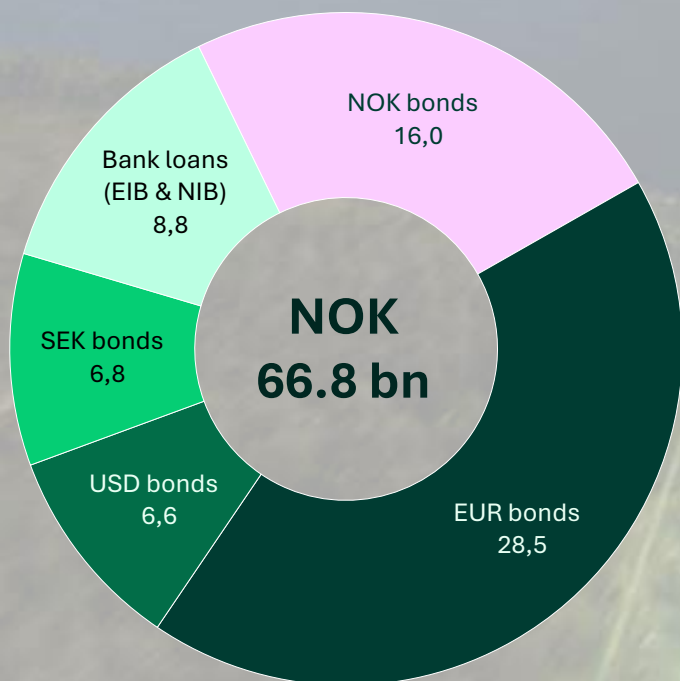
- Seek to correlate rate on debt with NVE-interest rate (regulated return)

Low currency and commodity exposure

- Investments enter RAB cost base in NOK as expensed, exchanged or hedged
- All debt swapped to NOK



Demonstrated diversity of funding sources across markets




Maturity structure March 2026

Policy: At least 3 independent financial markets

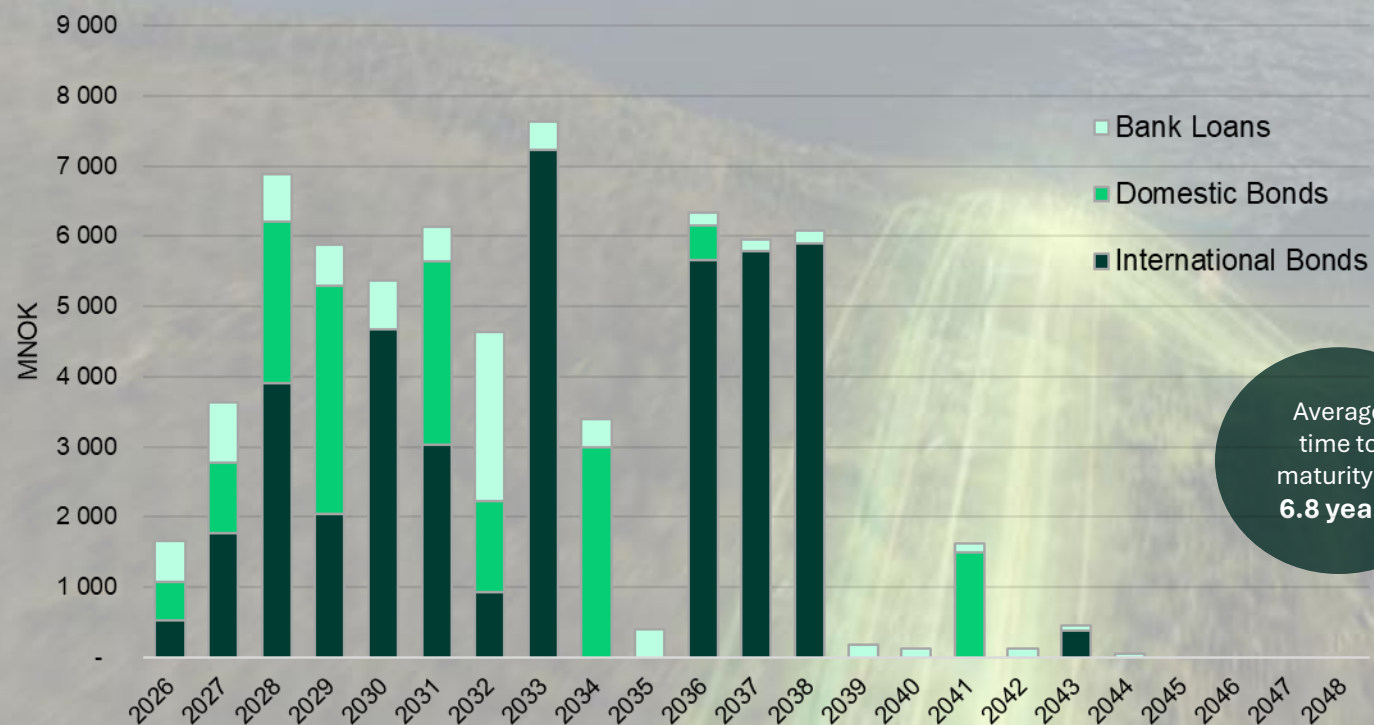
Supported by:

- EUR 5bn EMTN Programme
- Strong and supportive bank group
- Stable A2/A+ ratings from S&P/Moody's since 2010

Stable long-term issuer ratings since 2010



Balanced maturity profile with long average maturity



Redemptions backed by NOK 8bn RCF, cash, securities and robust debt capital markets access

Average time to maturity of **6.8 years**

Maturity structure March 2026

Content

Critical infrastructure – State (Aaa) owned monopoly and stable regulatory framework

Investments to support the green transition

Sustainability – Systematic and targeted

Financials

Prudent financial risk management



Financial information and contact info

<https://www.statnett.no/en/about-statnett/investor-relations/>

Cathrine Lund Larsen (Executive Vice President, CFO)

Tel. +47 97 97 58 67

cathrine.larsen@statnett.no

Petter Erevik (Senior Vice President, Director of Finance)


Tel. +47 95 28 28 40

petter.erevik@statnett.no


Linn Tvede (Senior Advisor, ESG)

Tel. +47 48 13 47 82

linn.tvede@statnett.no



Appendix



Reconciliation of financial key figures

In million NOK

	2015	2016	2017	2018	2019	2020	2021	2022	2023	2024	2025
Unadjusted figures											
Recorded Revenue	5,906	6,678	7,401	9,138	9,641	10,761	14,412	22,993	11,600	18,961	20,205
EBITDA	3,340	3,296	3,715	5,100	5,432	6,741	7,965	11,503	1,744	8,124	6,734
EBIT	1,714	1,152	1,312	3,120	3,027	3,868	4,846	8,433	-1,547	4,621	3,068
Result for the period	1,103	645	813	2,213	1,906	2,697	3,307	5,949	-2,617	1,720	792
Adjustments											
Accumulated higher revenue*	1,346	343	-303	59	-732	60	2,410	9,278	3,891	4,535	1,906
Adjustment for changes in acc. higher/lower revenue	444	1,003	646	-362	791	-792	-2,350	-6,868	5,387	-644	2,629
Adjusted figures ("underlying")											
Underlying Revenue	6,350	7,681	8,047	8,776	10,432	9,969	12,062	16,125	16,987	18,317	22,834
Underlying EBITDA	3,784	4,299	4,361	4,738	6,223	5,949	5,615	4,635	7,131	7,480	9,363
Underlying EBIT	2,158	2,155	1,958	2,758	3,818	3,076	2,496	1,565	3,840	3,977	5,697
Underlying Result for the period	1,427	1,397	1,304	1,934	2,523	2,079	1,474	592	1,585	1,218	2,843
Adjusted underlying EBITDA**											
Adjusted EBITDA	3,784	4,299	4,361	4,738	6,223	5,949	5,615	4,635	7,131	7,480	9,363
System services costs			435	541	492	600	1,505	3,788	3,390	4,482	6,297
System services costs increase (compared to t-2)					57	59	1,013	3,188	1,885	694	2,907
Extraordinary compensation for system services costs											-4,920
Adjusted underlying EBITDA	3,784	4,299	4,361	4,738	6,280	6,008	6,628	7,823	9,016	8,174	7,350

Base numbers directly from the P&L in the annual and semi-annual reports.

*See note 4 in the Annual Report for changes in accumulated higher/lower revenue.

**With adjustment for extraordinary system services cost increase taking into account that it will be fully compensated with a 2-years timelag)

Predictable revenues and profitability dynamically adapted to costs

1

Revenues:

$\text{Costs}^1 \times 30\% + \text{Costs}^1 \times 70\%^2 \times \text{Efficiency Score}$

Efficiency score range limited

- Measured against own historic average
- Benchmark costs indexed

Timely compensation

- No time lag on investments or depreciation
- Two years lag on operational costs (compensated with inflation)

2

Regulated rate of return (NVE rate) (2025: 7,39%)

$\frac{1.5\% + \text{Inflation} + 0.875 \times 5\%}{(1-\text{Tax rate})} \times 40\%^3 + (5\text{y swap rate} + \text{margin}) \times 60\%^3$

2018: 6.10% , 2019: 5.69%, 2020: 5.15%, 2021: 5,37%, 2022: 7,47%, 2023: 8,36%, 2024: 7,67%

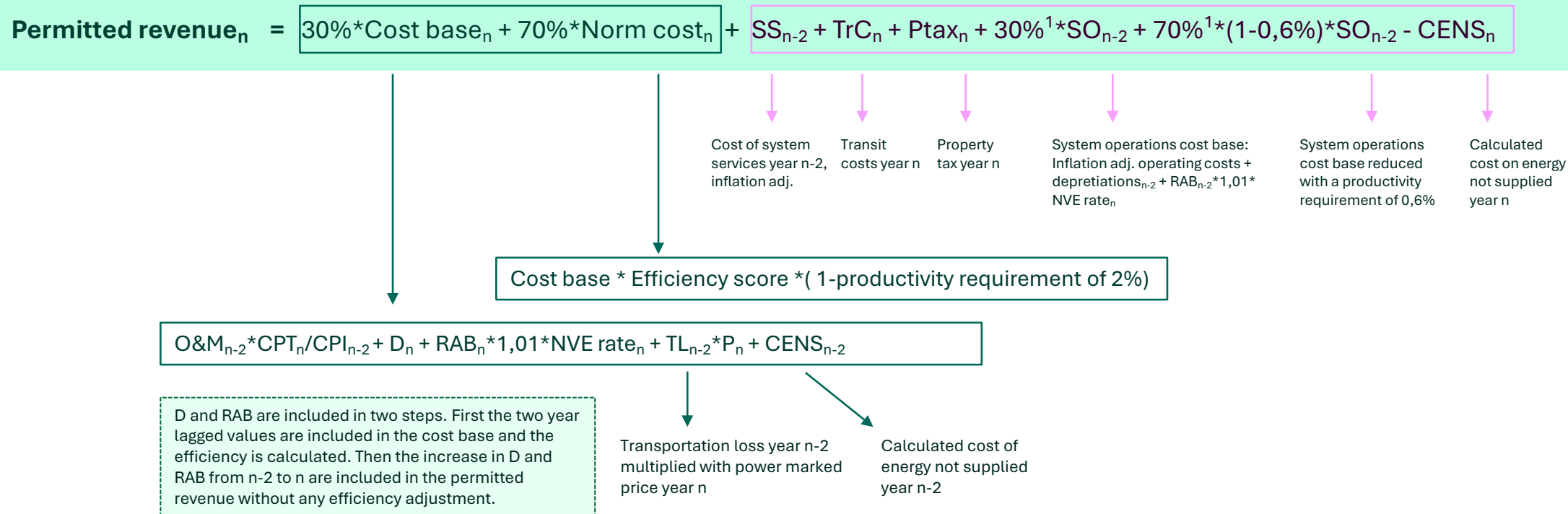
1) See separate slide for definition of costs

2) Prior to 2023: 40% and 60%

3) 40% equity share regulatory assumption – fixed parameter independent of company

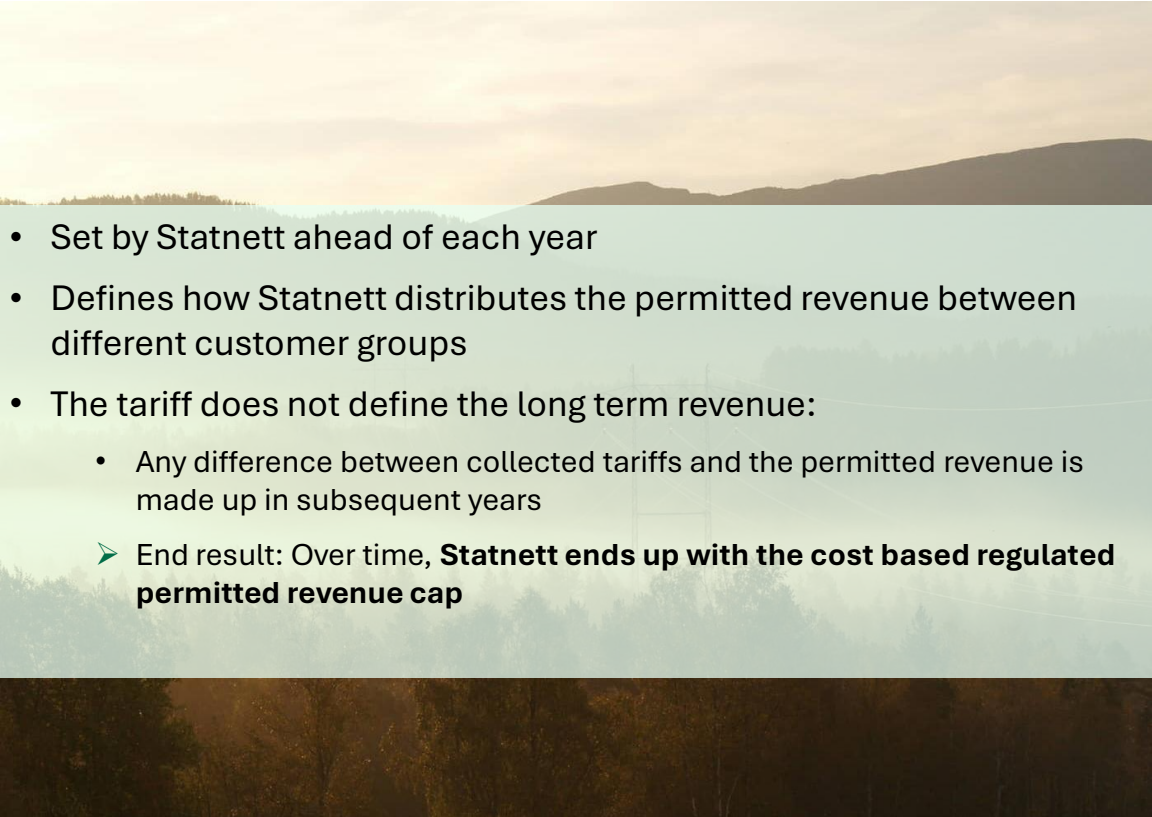


Calculation of permitted revenue



¹⁾ Prior to 2023 40% and 60%

Tariff in a normal year

- 
- Set by Statnett ahead of each year
 - Defines how Statnett distributes the permitted revenue between different customer groups
 - The tariff does not define the long term revenue:
 - Any difference between collected tariffs and the permitted revenue is made up in subsequent years
 - End result: Over time, **Statnett ends up with the cost based regulated permitted revenue cap**



Tariff components

- Tariff is split between a variable part and a fixed part
- The variable part (approximately 20%) is based on marginal transmission loss in each node and billed weekly
- The fixed part is designed to cover the remaining part of the permitted revenues. It is allocated according to customer groups, load/production and point of connection, and paid mid-month for the same month.

Our governance principles for sustainable business

Integrated sustainability

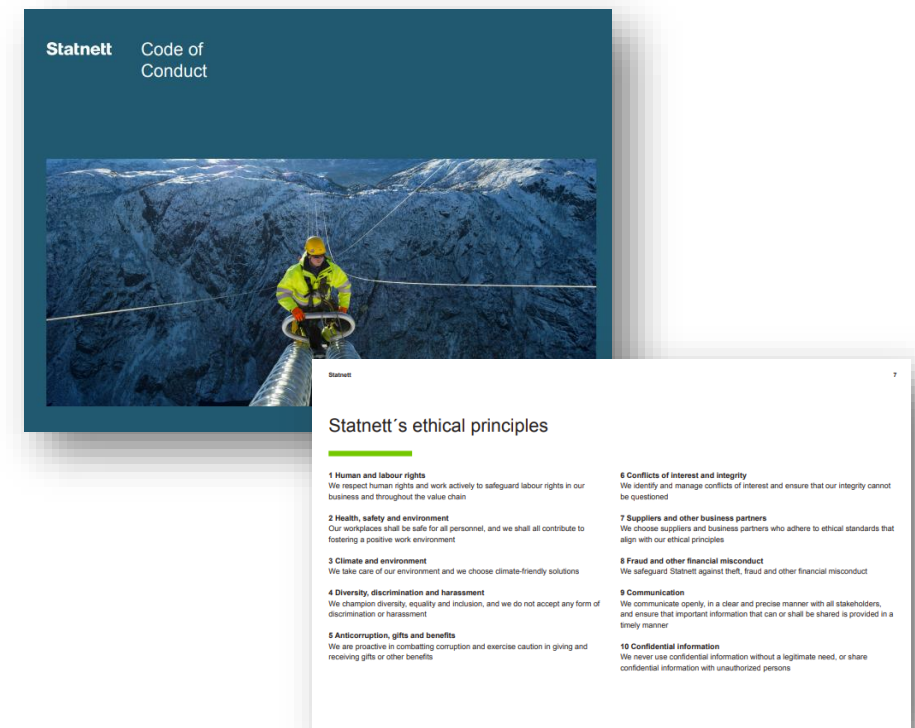
Our work on sustainability is integrated into our processes through our management system and strategy:

- The Board of Directors has overarching responsibility
- Group Management is responsible for the company's targets and implementing necessary actions
- Day-to-day implementation is a management responsibility
- Risk management and internal controls implemented

Governing documents

Our commitments are included in:

- Ethical guidelines (Code of Conduct)
- Supplier Code of Conduct
- Sustainability policy
- Security policy
- Supply chain policy
- Various instructions, procedures and technical standards (addressing inter alia nature impacts, indigenous people's rights, supply chain sustainability)



Green bond financing

Green Bond Framework 2024

- Based on the ICMA Green Bond Principles 2021
- Sustainability strategy in place
- Eligible projects to be financed are "fully aligned" with the EU Taxonomy including *Do No Significant Harm* and *Minimum Safeguards* in order to align Statnett's financing and sustainability strategy
- Intends to align with the EU Green Bond Standard in the future
- Additional project category of innovation and technology development added



S&P Second Party Opinion: Dark Green

Dark green means that the activities correspond to the long-term vision of a low-carbon climate resilient future

Strengths

- *“Statnett's activities under financing aim to support the transition to a low-carbon economy”*
- *“Statnett has done end-of-century climate risk vulnerability assessments of its activities”*
- *“Statnett manages its value-chain emissions well”*
- *“It is addressing SF6 leaks and grid losses, two of the biggest sector challenges”*

Weaknesses

- *“No weaknesses to report”*

Green Bond Categories

Renewable Energy

- Connecting renewable power
- Enabling efficient use of clean energy
- Increasing the market for renewable energy
- Technology – Innovating to enable the green transition

Statnett 

Thank you!

