

NECS

Summary and new routines

Elsertifikatseminar Gardermoen
Anne Cath. Petersen, 07.12.2011

NECS Summary and new routines

- Summary of new features
- New or changed routines
 - Uses and user administration
 - Roles / actor types
 - Cancellation statements
 - Pumping and bio declarations
- Elcertificates in NECS
 - Apply for elcertificate account
 - Registering plants for elcertificates
 - Account structure
 - Transaction price
 - User rights
- Migration

Summary of new features

- New security and log in
 - External users
- E-mail notifications and alerts
 - You can define alerts and mail notifications
- Four eye approval
 - Account viewer can initiate transfers. To be approved by a user with minimum Account administrator rights
- Reports
 - Issuing Statistics
 - First time transactions
 - Better activity log
 - License expiry / Next audit date report (need some manual updates by Statnett)

New routines

- Users and user administration
 - All users should be personal users
 - Must have valid e-mail address and mobile phone number
 - Require installation of security certificate on your computer
- Actor Information
 - All members will get updated actor type by Statnett (Producer, Production aggregator or trader)
 - Statnett will add Business ID (foretaksnummer) for all members
 - Business Contact is mandatory
- Cancellation Statements
 - You can now print you own Cancellation Statements
 - Is added as a new sub menu
 - Is available in English and Norwegian
 - If you need signature you still have to contact Statnett

New routines

- Pumping
 - For production from 1st of January 2012 pumping will automatically be deducted from production before issuing
 - If more consumption due to pumping than production the pumping will be aggregated and deducted from later production
 - No more reporting and cancellation due to pumping
 - Statnett will prepare the practical system setup and contact involved actors
 - Pumping done in 2011 must be cancelled manually
- Bio Declaration
 - From January 2012 bio-declarations can be entered directly in the system
 - Issue of certificates will be done with the first normal issuing after the declaration has been registered
 - Statnett will contact involved actors

Elcertificates in NECS

NECS will handle both GOs and elcertificates

- An actor will only be registered once even if you have accounts for both GOs and elcertificates
- A production device will only be registered once even if it has the right to both GOs and elcertificates and the same production data will be user for issuing
- Existing members must apply for elcertificate account. Remember to give your existing member code in the application form
- You will get two separate account structures for GO and Elcertificates
- All transaction are the same except for cancellation which is not available
- Price, currency and agreement date has to be added to external transfers
- New user roles (rights) for elcertificates (Elcert Account Viewer and Elcert Account Administrator)

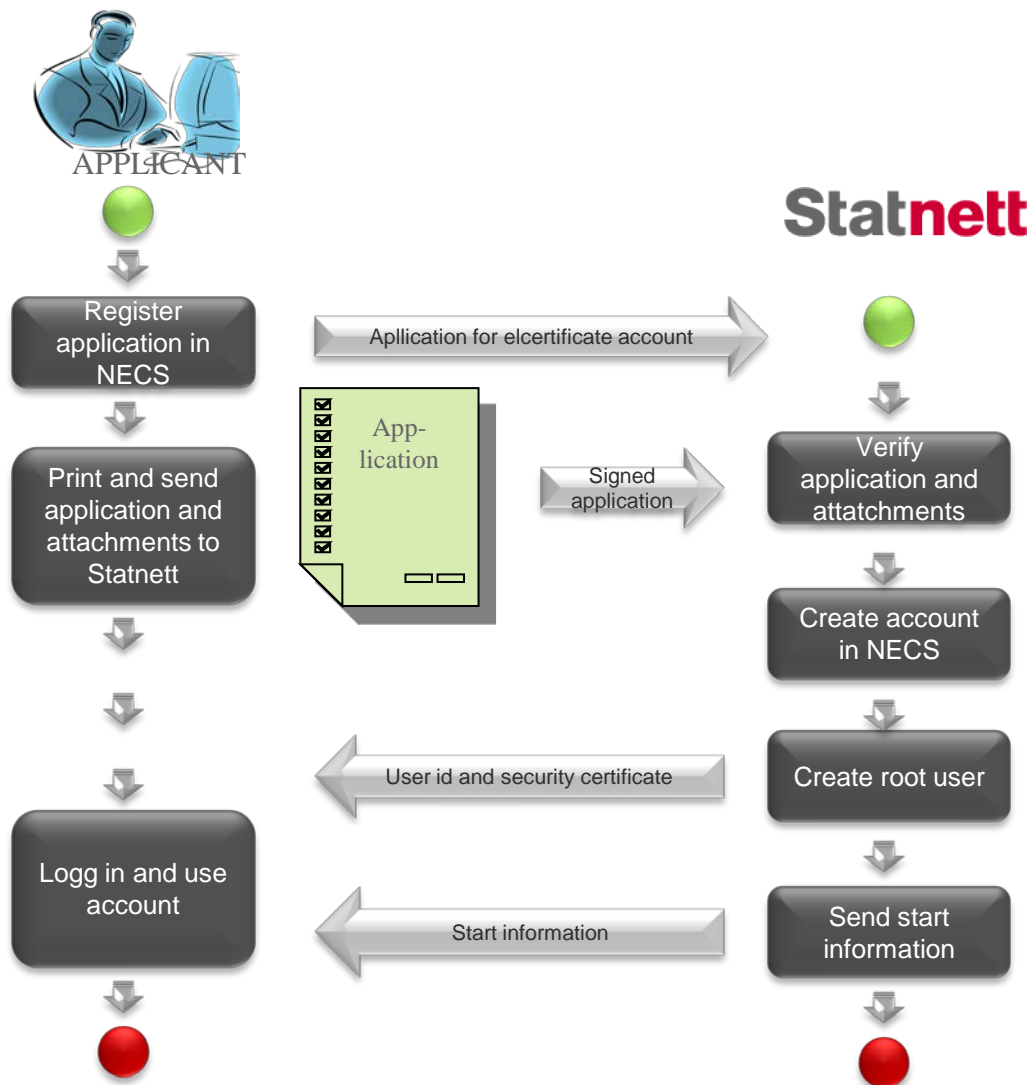
The screenshot shows the Statnett NECS user interface. At the top left is the Statnett logo. On the right, it says "Select Language: English" with a dropdown arrow, and "Logged in to Snurre Sprett AS:annep@statnett.no" with a "Sign Out" link. Below this is a navigation menu with links: Home, Certificates, Elcert, Reports, Users, Plants, Admin, and Support. The main content area displays a welcome message: "Welcome to NECS Sprett AH Root Snurre". Below this is a table with user details:

Welcome to NECS Sprett AH Root Snurre	
Account Holder	Snurre Sprett AS
Email	annep@statnett.no
Mobile Number	+47 95985115

How to apply for elcertificate account

- The application will be available in the NECS public site
 - It will be easy to find the application form from the front page
 - An instruction for how to fill in the application form will be available
 - Link to terms and conditions for applying and having an elcertificate account
- Who can apply?
 - Norwegian companies
 - The application must include Certificate of Registration (firmaattest) , not older than two months
 - Signature according to Certificate of Registration
 - Account Holder is registered with Business ID + country code (NO)
 - Foreign Companies
 - Application must include Certificate of Registration (or equivalent), not older than two months
 - Signature according to Certificate of Registration
 - Verified color copy of the passport for the person signing the application
 - All documents must be in Norwegian, Swedish or English. If not, verified translations must be enclosed
 - Account Holder is registered with Business ID + country code
 - Private persons
 - Verified color copy of the passport for the applicant
 - Account Holder is registered with personal ID + country code

How to apply for elcertificate account



How to apply for elcertificate account

- Information in the application
 - Company name
 - Business ID (Personal ID if a private person)
 - Address and phone number
 - Actor role(s) in the elcertificate scheme
 - GLN (Ediel) number for Quota Obligated Party
 - Member code if you already have an account for GO
 - Root User for the account including e-mail address and mobile phone number
 - Contact person
 - Eventual invoice or technical contact
- When you have completed the application form you have to enter a "anti spam code" written on the screen and press "create"
- The system will then generate a report which can be exported to PDF and printed
- The NECS application form is issued to Statnett at the same time
- The printed application has to be signed and then issued by mail to Statnett together with required attachments
- When the application is accepted by Statnett you will get a user-ID and security certificate by e-mail and SMS

How to get elcertificates for a production device

- The application for elcertificates has to be issued to NVE
- If it is a new production device (not registered fro GO) you register the PD as normal for GO but the association (license) should be “Elcert” only and not “GO” and “RECS”
- If it is an existing production device (with GO) only the “Elcert” association need to be added.
- No RED need to printed, signed and issued to Statnett
- Statnett will get a copy from NVE when the application has been approved
- Statnett will activate the production device and elcertificates can be issued

Production Device Registration

- Details
- Address
- Earmarks
- Energy Sources
- Operator
- Licenses**
- Owners
- Meters

Licenses

License Type	Name	License Start Date	License Expiry Date	Allocation Factor	Edit	Delete
Trading Scheme	GO	2011-12-01		100		
Trading Scheme	RECS	2011-12-01		100		
Trading Scheme	Elcert	2011-12-01		100		

Page 1 Of 1 | Go to page **Go** Show Per Page 10

Create **Back**

How to get elcertificates for a production device

- The application for elcertificates has to be issued to NVE
- If it is a new production device (not registered fro GO) you register the PD as normal for GO but the association (license) should be “Elcert” only and not “GO” and “RECS”
- If it is an existing production device (with GO) only the “Elcert” association need to be added.
- No RED need to printed, signed and issued to Statnett
- Statnett will get a copy from NVE when the application has been approved
- Statnett will activate the production device and elcertificates can be issued

Production Device Registration

Details

Address

Earmarks

Energy Sources







Operator

Licenses

Owners

Meters

Licenses

License Type	Name	License Start Date	License Expiry Date	Allocation Factor	Edit	Delete
Trading Scheme	GO	2011-12-01		100		
Trading Scheme	RECS	2011-12-01		100		
Trading Scheme	Elcert	2011-12-01		100		

Page 1 Of 1 | Go to page **Go** Show Per Page

Create
Back

Migration

- We will start migration process 14th of December 09:00
- NECS will be up and running from 16:00 15th of December

- All existing account structures, transactions and certificates will be migrated as they are
- All users has to be reactivated due to new security solution
- Root user will be activated by us and will then have to activate users for own organization

- Statnett will do some updates to Account Holder information right before or after the migration. Update of actor types and business ID
- Statnett will do some updates to the Production devices after the migration (probably during Q1 2012) with next audit date and some other information
- Statnett will prepare PDs for new pumping routines. Beginning of January 2012

Takk for oppmerksomheten!

anne.petersen@statnett.no

+47 959 85 115